

Portfolio Snapshot

2024 Year End Summary

2024 Average

KCIP Effective Rate of Return	3.41%
LGIP Rate	5.19%
Gross Earnings	\$ 466,248.04
Pool Average Daily Balance	\$ 165,553,541.85

January vs. December Rate of Change

KCIP Effective Rate of Return	0.47%
LGIP Rate	-0.81%
Gross Earnings	\$ 105,652.01
Pool Average Daily Balance	\$ 14,620,666.04

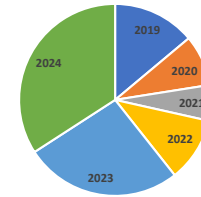
2024 Allocation Breakdown

Interest Earnings	\$ 4,065,265.53
Amortization	\$ 1,687,691.08
Realized Gains/Losses	\$ 13,672.37
Total Adjusted Earnings	\$ 5,766,628.98

County General Fund Interest Earnings

2019	\$ 874,437.90
2020	\$ 540,435.07
2021	\$ 376,894.63
2022	\$ 681,658.83
2023	\$ 1,667,189.28
2024	\$ 2,145,829.25

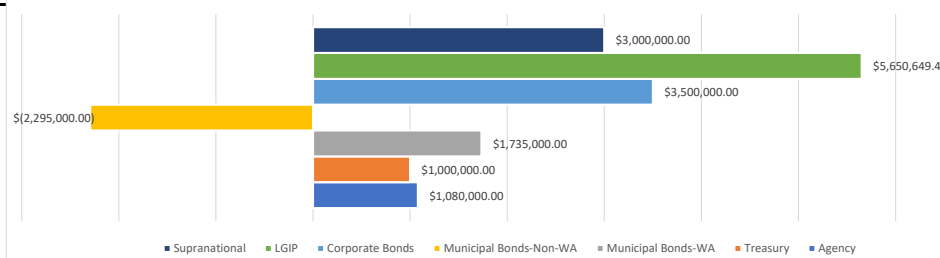
County General Fund Interest Earnings



Portfolio Breakdown January to December Rate of Change

Type	Par Value
Agency	\$ 1,080,000.00
Treasury	\$ 1,000,000.00
Municipal Bonds-WA	\$ 1,735,000.00
Municipal Bonds-Non-WA	\$ (2,295,000.00)
Corporate Bonds	\$ 3,500,000.00
LGIP	\$ 5,650,649.45
Supranational	\$ 3,000,000.00
Total	\$ 13,670,649.45

Portfolio Holdings Rate of Change



2024 Investment Activity

LGIP Increase/Decrease	\$ 5,650,649.45
Securities Purchased (PAR)	\$ 40,555,000.00
Securities Matured (PAR)	\$ 30,535,000.00
Securities Sold/Called	\$ 3,000,000.00
Coupon Payment Received	\$ 2,767,305.50
2024 LGIP Interest Earnings	\$ 1,503,123.30

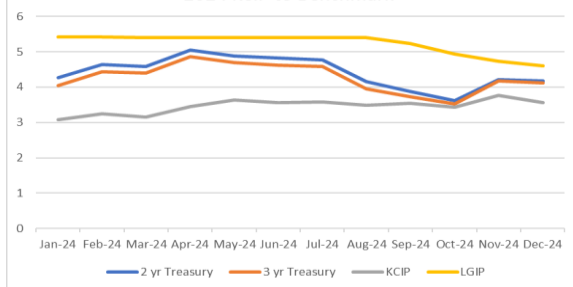
2024 Average Pool Operating Expense

Total Cost	\$131,574.43
Ave. Monthly Cost	\$ 10,964.54
Admin Fee	0.08%

2024 Fair Value Report

	January	December
Book Value	\$ 144,904,901.17	\$ 158,336,037.42
Market Value	\$ 142,263,677.63	\$ 156,776,479.02
Unrealized Gain/(Loss)	\$ (2,641,223.54)	\$ (1,559,558.40)
Fair Value Report	0.981772711	0.990150326

2024 KCIP to Benchmark



2024 Treasury Yield Curve

